


Genetic testing for Lynch syndrome at endometrial cancer diagnosis

Supporting gynaecology and gynaecological cancer care professionals to deliver genetic testing



This guide supports healthcare professionals accessing the “Genetic testing for Lynch syndrome at endometrial cancer diagnosis” training package on the eIntegrity platform. These modules are freely accessible to healthcare professionals anywhere in the world.

Please follow the following steps to register on eIntegrity and access the training modules:

1. Open to the following link on a computer internet browser:
<https://www.eintegrity.org/healthcare-course/national-lynch-syndrome-project/>
2. Click on the “Buy now” link. This is highlighted in the screenshot below with a red circle.

The screenshot shows the eIntegrity website interface. At the top, there is a navigation bar with the eIntegrity logo and links for Healthcare Courses, Success Stories, Resources, News, and About Us. Below the navigation bar, the breadcrumb trail reads: You are here: Home > Products > Medical Condition > National Lynch Syndrome Project. The main content area features a large image of two healthcare professionals, one in a white lab coat and one in blue scrubs, with their hands clasped. To the right of the image is the course title 'National Lynch Syndrome Project' and a description of the training programme. Below the description, there is a section titled 'Written by the UK's Top Clinical Specialists' with a paragraph of text. At the bottom of the course details, there is a 'BUY NOW' button circled in red, and a 'CONTACT US' button. To the right of the 'BUY NOW' button, there are two expandable sections: 'Course Content' and 'Certificates', each with a plus sign. At the bottom of the page, there is a 'Download Programme Leaflet' button and a 'FAQ'S' button.

- Click on “Next” on the following page. This is highlighted in the screenshot below with a red circle.

eIntegrity Registration

1 2 3

Product: Genetic testing for Lynch syndrome at endometrial cancer diagnosis

This teaching programme aims to develop the skills, knowledge, and confidence of gynaecology and gynaecological cancer care professionals in delivering testing for Lynch syndrome for patients diagnosed with endometrial cancer. This is to support implementation of the national standard set by NICE diagnostic guidance 42 as well as other national and international guidelines on Lynch syndrome testing for all women with endometrial cancer.

The creation of these modules has been supported by clinicians and experts from Queen Mary University of London, Barts Health NHS Trust, the North East London Cancer Alliance, and the North Central London Cancer Alliance, the North Thames Genetic Medicine Service Alliance, London North West University Healthcare NHS Trust, and the Great Ormond Street Hospital for Children NHS Foundation Trust. We also express gratitude for the support provided by a wide group of stakeholders and supporters.

Licensing option	Price
Single annual licence	£ 0.00 for 12 months

Existing user?

If you already have an eIntegrity account, please log in before proceeding. This will allow new programmes to be linked to your existing account so you can find all your learning in one place.

[Log in as an existing user](#)

If you do not have an existing account, you can register now by clicking 'Next' below and completing the registration form.

Next

- Complete the eIntegrity registration page by entering your email address and contact details. Then, click on the “Next” button to continue.

eIntegrity Registration

1 2 3

New registration details

Email address*

First name*

Last name*

Preferred name

Business/Personal Address

Business/Organisation name

Address line 1*

Address line 2

Town*

Postal/Zip code*

Country*

Telephone

VAT registration number (if applicable)

Validate

Note: EU VAT will be charged to customers from EU countries based on the EU Commission rules. Please enter your EU VAT code and business name (as specified on your VAT Registration), and select 'Validate'.

Previous

Next

5. Accept the terms and conditions and click on the “Next” button to continue.

eIntegrity Registration

1 2 3

Confirmation

Product	Price
Genetic testing for Lynch syndrome at endometrial cancer diagnosis Single annual licence	£ 0.00
VAT @ 20%	£ 0.00
Total payable	£ 0.00

Registration is subject to acceptance of our [Terms & Conditions](#) (opens in a separate window). Please signify that you have read and accepted these terms & conditions before completing your registration:

Next

6. You will be then taken to a confirmation screen. This screen will prompt you to check the email account that you entered in step 4.

eIntegrity Registration Complete

Product: Genetic testing for Lynch syndrome at endometrial cancer diagnosis

Thank you for registering with eIntegrity.

You will receive an email confirming your registration and providing you with instructions on what you should do next.

Please close this window and check your emails remembering to check the spam folder if nothing has arrived.

[Log in to eIntegrity Hub](#)

7. In your email account, you should receive an email like the screenshot below. To access the modules, click on the link circled in red. Please note that this link will expire after two days.

The screenshot shows an email interface. The sender is 'no.reply@e-lfh.org.uk' and the subject is 'eIntegrity registration confirmation'. The email content includes a greeting 'Dear', a thank you message, a registration ID '068136', and instructions on how to create a new password. A list of bullet points contains a red circle around a URL: 'https://portal.eintegrity.org/validate-password?token=a67k4XYDDUuN6SbgwHplbw%3d%3d&loctoken=nRzOH1ldl0iOtabk4bbtA%3d%3d'. Below the list, there are instructions on how to use the link and how to log in. At the bottom, there is a support form link.

eIntegrity registration confirmation Inbox x

no.reply@e-lfh.org.uk
to me

10:29 (14 minutes ago)

Dear

Thank you for registering for eIntegrity Healthcare's Genetic testing for Lynch syndrome at endometrial cancer diagnosis product. A copy of your receipt is attached to this email. Please retain a copy for your records.

Your Registration ID is 068136. Please use this number if you need to contact eIntegrity Healthcare.

To access your e-learning you will need to create a new password, please use the link below just under where your username is displayed. Once a password is created you will be given a link to log in using your username below and your new password. Please note your username is case sensitive.

- Your username is
- <https://portal.eintegrity.org/validate-password?token=a67k4XYDDUuN6SbgwHplbw%3d%3d&loctoken=nRzOH1ldl0iOtabk4bbtA%3d%3d>
- You will have access to this account for 1 year

In the unlikely event that clicking on the above link does not work, please cut and paste it directly into your browser.

Please note that this link has a time limit of 2.0 days. If you click this link after this time you will receive instructions on how to generate a new one.

To log in at any other time please go to portal.eintegrity.org and click the 'Log in' button.

If you need support:

1. If you have any problems accessing e-LfH's online content or have any further questions please contact us using the following Support Form.

8. When you access this link, you will be prompted to select a new password.

The screenshot shows a 'Password maintenance' form. It has a title 'Change password' and a paragraph of instructions: 'Password must be a minimum of 8 characters, must contain at least one numeric, at least one upper case AND one lower case alphabetical characters. It must contain at least one special character (e.g. \$&*). Common passwords must not be used.' There are two input fields: 'New password' and 'Confirm new password'. A green 'Change password' button is at the bottom right.

Password maintenance

Change password

Password must be a minimum of 8 characters, must contain at least one numeric, at least one upper case AND one lower case alphabetical characters. It must contain at least one special character (e.g. \$&*). Common passwords must not be used.

New password

Confirm new password

Change password

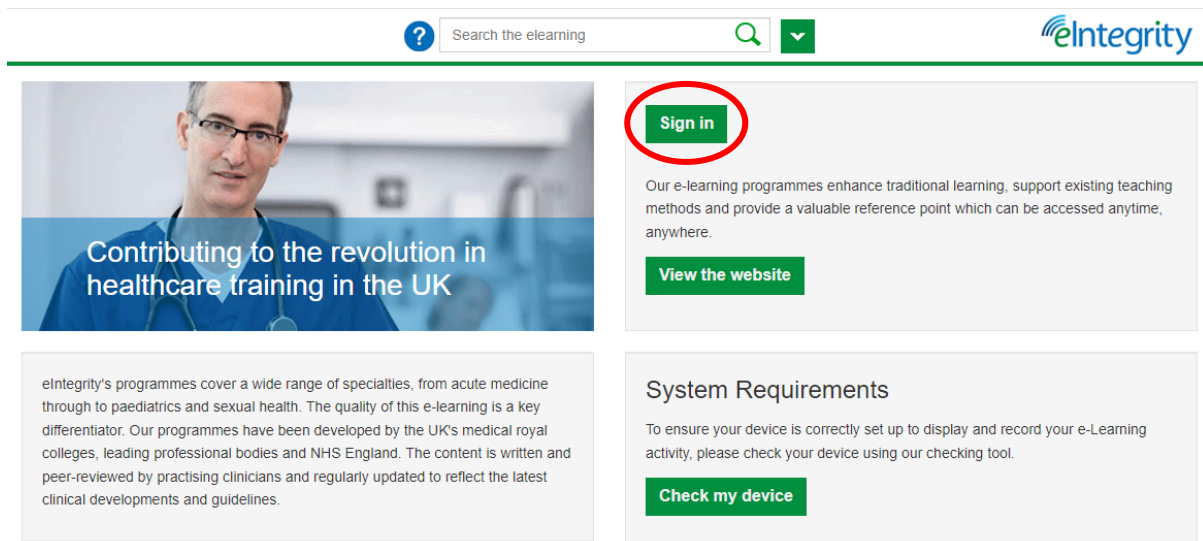
9. When your password has been changed successfully, you will be taken to the confirmation page as seen below. Click on the “Log In” link.

Your password has been changed successfully.

To log in with your new credentials click here: [Log In](#)

If you need support please go here: [elfh Support](#)

10. Click on “Sign In” on the next page



The screenshot shows the eIntegrity website interface. At the top, there is a search bar with the text "Search the elearning" and a search icon. To the right of the search bar is a green dropdown arrow. The eIntegrity logo is in the top right corner. Below the search bar, there is a large banner image of a man in a blue lab coat with the text "Contributing to the revolution in healthcare training in the UK". To the right of the banner is a "Sign in" button, which is circled in red. Below the banner, there is a text block describing eIntegrity's programmes and a "View the website" button. To the right of the text block is a "System Requirements" section with a "Check my device" button.

11. Enter your username provided to you in the registration email (in step 7) and the new password you created (in step 8) and click on “Sign in”



The screenshot shows the eIntegrity sign-in page. At the top left is the NHS England logo, and at the top right is the eIntegrity logo. The main heading is "Sign in with your eIntegrity account". Below the heading are two input fields: "Username" and "Password". Below the "Password" field is a "Sign in" button, which is circled in red. To the right of the "Sign in" button is a link that says "Forgotten username or password".

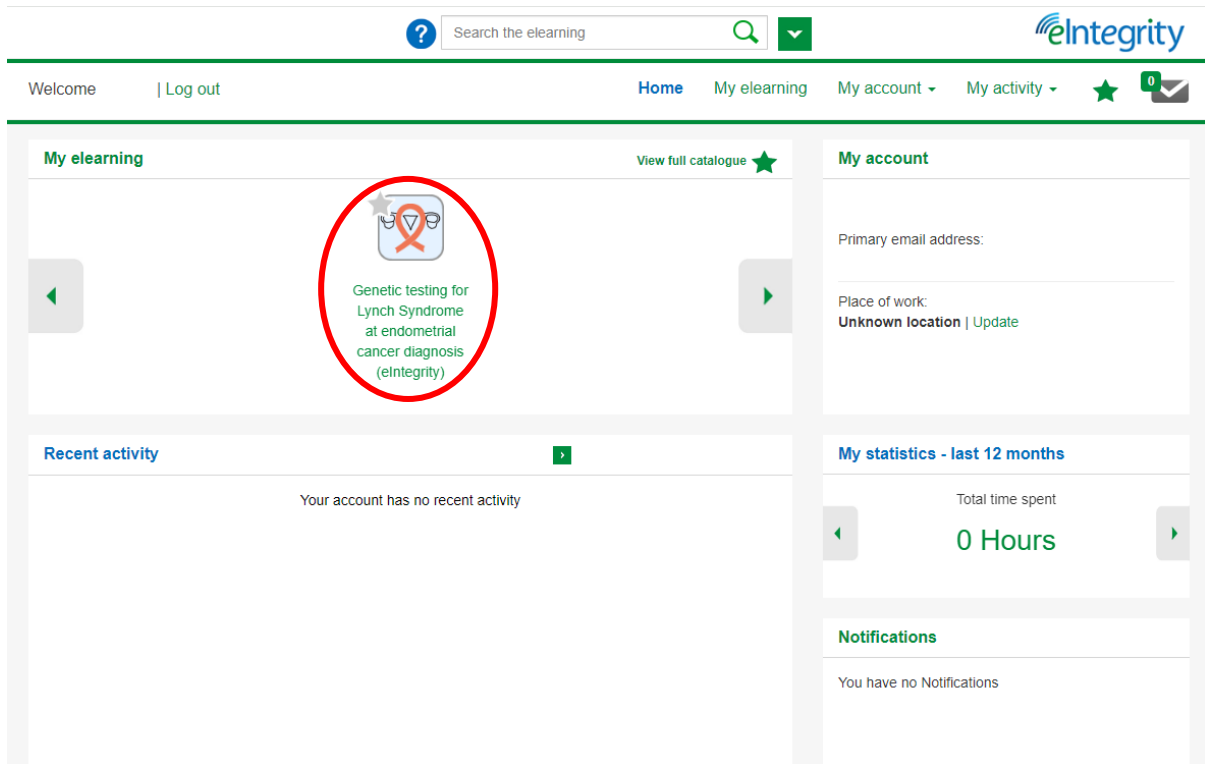
[Help and support](#)

12. You will be prompted to select security questions and answers on the following page. This is to help you log in in case you forget your password. Select your chosen security questions, provide the answers, and then click on “Save security questions”.

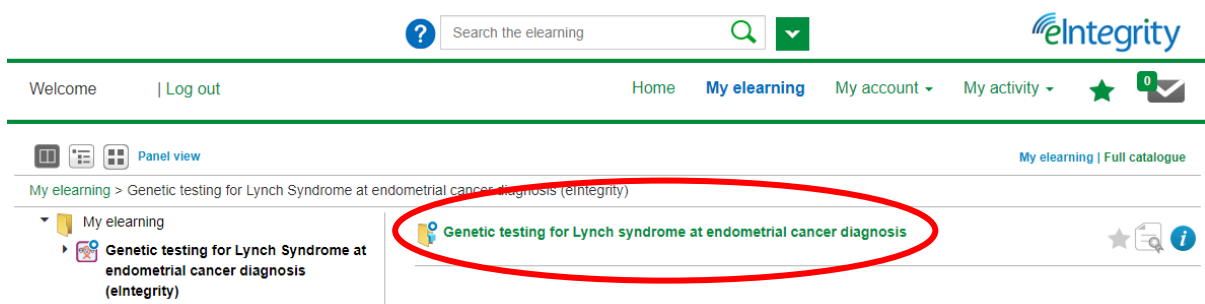
13. On the next page, confirm your personal details by clicking “Existing Details Correct”. If needed, you can edit the details and click on “Save changes”

14. On the next page in the login wizard, you have the option of checking your device to ensure it is set-up to display and record your elearning activity. You can do this by clicking on “Check my device”. If you perform this, click on the Continue button that appears. Alternatively, you can click on “Complete Registration”.

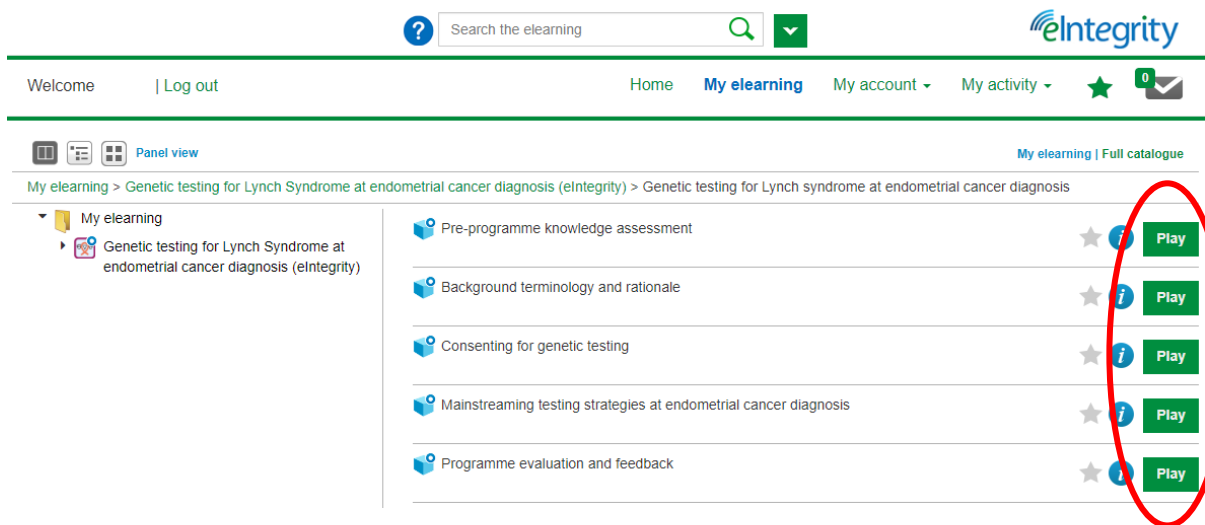
15. You will then be taken to your eIntegrity homepage. This should include the “Genetic testing for Lynch Syndrome at endometrial cancer diagnosis (eIntegrity)” modules in the “My elearning” section as shown below. You can access the modules by clicking on this link.



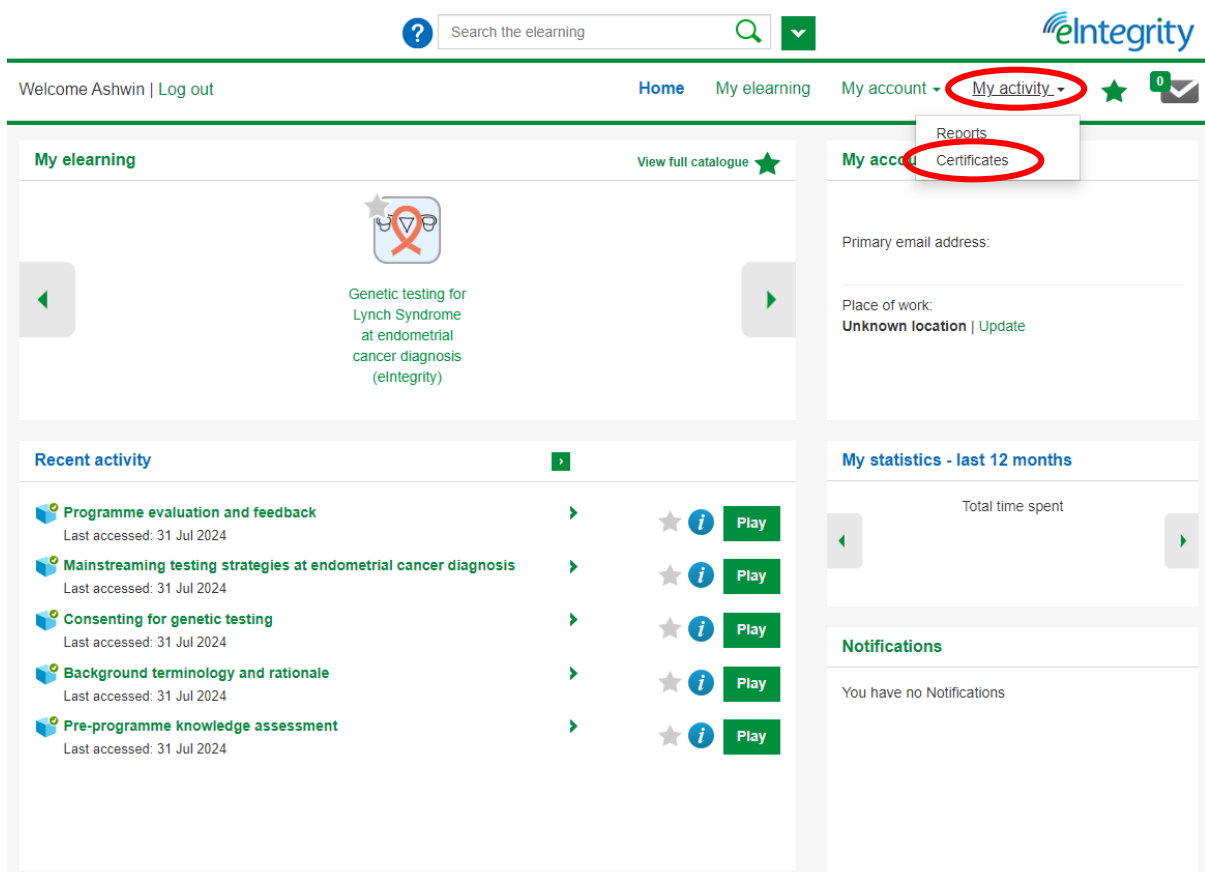
16. You will then be taken to the catalogue of the elearning modules. Click on the programme name to expand the catalogue



17. You can then access the pre-programme knowledge assessment, the three elearning modules, and programme evaluation and feedback elements by clicking on the “Play” button on the right.



18. Once you have completed all five elements of the programme, you will be issued a completion certificate for download. This can be found by clicking on the “Certificates” button in the “My activity” dropdown as seen below:



19. To download the completion certificate, click on the elearning programme on the left side of the screen, and then click on the white and yellow certificate icon on the right side as shown below

The screenshot shows the eIntegrity user interface. At the top, there is a search bar with the text "Search the elearning" and a search icon. To the right of the search bar is a green dropdown arrow. The eIntegrity logo is in the top right corner. Below the search bar, there is a navigation bar with "Welcome" and "Log out" on the left, and "Home", "My elearning", "My account", and "My activity" on the right. There are also icons for a star and a notification bell with a "0".

The main content area is titled "Certificates". It is divided into two columns. The left column is titled "Select programme" and contains a list of programmes. The first programme is "Genetic testing for Lynch Syndrome at endometrial cancer diagnosis (eIntegrity)", which is circled in red. Below this list is a note: "If the programme you are looking for is not listed, then please visit the support site." The right column is titled "Certificates" and contains a list of certificates. The first certificate is "Genetic testing for Lynch Syndrome at endometrial cancer diagnosis (eIntegrity)", which has a certificate icon circled in red. Below this list is a note: "Session certificates are available for this programme from My elearning menu option."